

australia

NORWELD


PRODUCT GUIDE 2022



FOUR WHEEL
POP-UP CAMPERS

Photo credit: @bretedge





Norweld Australia has been designing and building aluminium ute trays and canopies for over 50 years! Years of testing and refinement have led us to design, fabricate and install what we believe to be the best tray and canopy packages on the market.

With extensive experience working with the most popular 4x4 models, we offer packages that enhance the capabilities of your vehicle. Norweld's design philosophy is to provide the most attractive, functional and robust trays and canopies on the market.

Norweld's wide variety of tray and canopy packages provides you with the ability to build your new tray and canopy package specifically catered to your unique individual requirements.

When the time comes to upgrade to your next vehicle, Norweld trays and canopies may be transferred to your new vehicle using only a few additional parts. The ability to retain your Norweld tray and canopy ensures you receive long term enjoyment from your purchase, whether it's for work or play.

If you require a wind-off canopy for weekends away or a full-time canopy package with wiring for those longer adventures, Norweld has a package designed to suit your needs.

For more information, visit our website at norweld.com.au

ONE SELECT YOUR BASE

WIND OFF FLATBED TRAY BASES

- LITE FLATBED TRAY
- WEEKENDER FLATBED TRAY

FULL TIME CANOPY BASE

- DELUXE CANOPY BASE

THREE UPGRADE YOUR WIRING AND PAINT

REDARC WIRING

- ULTIMATE PACKAGE

2 PAC PAINT COLOR CODED

- DOORS ONLY
- FULL CANOPY
- TOOLBOX LIDS

THE BUILD PROCESS

TWO SELECT YOUR CANOPY

DELUXE CANOPIES

- DELUXE LITE
- DELUXE

FOUR CUSTOMIZE YOUR BUILD WITH ACCESSORIES

KITCHEN

- CLIP ON TABLE
- CLIP ON KITCHEN
- TRAVEL BUDDY
HOLDER

LIFESTYLE

- BOLT ON JERRY
CAN HOLDER
- JERRY CAN
- AWNING BRACKETS
- ROOF TOP TENT/
BOAT LOADER
MOUNTS

ACCESSIBILITY

- CLIP ON STEP
- REAR LADDER
RACK
- FLIP UP LADDER
RACK ENDS

FUNCTIONALITY

- WIND OFF JACKS





FLATBED TRAYS

LITE FLATBED



Mandrel-bent tube headboard



1 Piece Floor



Extruded Sideboards



LED Tail Lights



Water + Dust Resistant

- Four under tray toolboxes
- Maxi Lamp LED tail lights
- Spare wheel holders integrated into the headboard
- Heavy-duty stainless steel hinges and catches
- Transferable between most vehicle makes and models allowing you to keep your tray when upgrading to your next vehicle
- 5/32" high tensile plate one piece floor

- 13/64" checker plate side rails wont show scratches or marks
- Individual or flared mudguards, bolt-on with adjustable mounting
- Extruded sideboards with built-in stiffeners
- 3" x 1.5" x 1.4" high tensile aluminum chassis runner
- 3" x 13/64" mandrel-bent tube headboard
- Router cut 3/8" plate mounts
- From 635 LBS





Mandrel-bent tube headboard



1 Piece Floor



Rear Drawer



Extruded Sideboards



LED Tail Lights



Poly Water Tank



Water + Dust Resistant

- Four under tray toolboxes
- Rear drawer integrated into the tray
- 16 gallon poly water tank
- Maxi Lamp LED tail lights
- Spare wheel holders integrated into the headboard
- Heavy-duty stainless steel hinges and catches
- Transferable between most vehicle makes and models allowing you to keep your tray when upgrading to your next vehicle
- 5/32 high tensile plate one piece floor
- 13/64" checker plate side rails won't show scratches or marks
- Individual or flared mudguards, bolt-on with adjustable mounting
- Extruded sideboards with built-in stiffeners
- 3" x 1.5" x 1.4" high tensile aluminum chassis runner
- 3" x 13/64" mandrel-bent tube headboard
- Router cut 3/8" plate mounts
- From 635 LBS



WEEKENDER FLATBED



HILUX
2.8 D-4D

HEAVY DUTY UTE TRAYS AND CANOPIES
norweld.com.au



FLATBED CANOPIES

NORWELD TRAY OR CANOPY BASE REQUIRED



Heavy Duty Drawers



Easy Slide



Upright Fridge Compatible



Drop Down Ladder



CNC Internals



Norweld Unistrut



Water + Dust Resistant

- Clearview ES220 fridge drop slide or upright fridge mount located on the passenger side
- Slide out drawer and table with hidden battery compartment, located on the passenger side
- Overhead shelf
- Two easy access side canopy doors
- Water & dust proof
- Empty internal half layout located on the drivers side
- Internal tie down points
- Optional wiring package available
- Two spare wheel holders on the rear of the canopy
- Dual stage ladder
- Norweld dual locking roller compression locks
- Norweld exclusive extrusions form the canopy's internal box section framework
- Multi rack roof rack as standard
- Optional rear jerry can holder
- Optional shelving and simple accessory installation via the Norweld unistrut



DELUXE LITE



Full Length
Lockable Drawer



Heavy Duty Drawers



Easy Slide



Upright Fridge
Compatible



Drop Down Ladder



CNC Internals



Norweld Unistrut




Water + Dust
Resistant

DELUXE

- Lockable full length drawer located on the drivers side
- Clearview ES220 fridge drop slide or upright fridge mount located on the passenger side
- Slide out drawer and table with hidden battery compartment, located on the passenger side
- Overhead shelf
- Two easy access side canopy doors
- Water & dust proof
- Empty internal half layout located on the drivers side
- Internal tie down points
- Optional wiring package available
- Two spare wheel holders on the rear of the canopy
- Dual stage ladder
- Norweld dual locking roller compression locks
- Norweld exclusive extrusions form the canopy's internal box section framework
- Multi rack roof rack as standard
- Optional rear jerry can holder
- Optional shelving and simple accessory installation via the Norweld unistrut





NULON

**DIESEL
FUEL
ONLY**

**VOGUE
METHOD
RACE WHEELS**






WIRING AND ACCESSORIES



REDARC WIRING

ULTIMATE WIRING

- Redarc manager 30 BMS with AC / DC charging
- Redarc 1500W pure sine wave inverter
- Lithium battery ready
- Korr lighting tri-color dimmable door lights
- Aluminum multi-fit battery tray
- 2 x USB sockets
- 2 x 12V sockets
- 1 x Engel socket
- 1 x Anderson plug outlet on internal front canopy wall
- External Anderson plug outlet and solar panel input (panel must be unregulated)
- Connected to vehicle cranking battery for charging alternator
- Weight: 36kg





UPGRADE KITCHEN



CLIP ON TABLE



CLIP ON KITCHEN



**TRAVEL BUDDY
HOLDER**



**BOLT IN
CLEARVIEW
ES220 FRIDGE
SLIDE**



**BOLT IN UPRIGHT
FRIDGE MOUNT**

UPGRADE ACCESSIBILITY



**FLIP-UP LADDER
RACK ENDS**



CLIP ON STEP



LADDER RACK

UPGRADE LIFESTYLE



**BOLT-ON JERRY
CAN HOLDER**



**JERRY CAN IN
WATER OR DIESEL**



**AWNING
BRACKETS**



**ROOF-TOP TENT/
ALMAC BOAT
LOADER MOUNTS**

UPGRADE FUNCTIONALITY



WIND OFF JACKS

ACCESSORY UPGRADES

australia

NORWELD



Engineered and built for the harshest of off-road conditions
Our wide range of tray and canopy options is designed to meet
your needs and fit most vehicle makes and models
Welded construction for optimum strength
Computer-aided design and drafting
All products are designed and fabricated in Australia
Australia and worldwide delivery
Lifetime warranty on all workmanship



1300 302 899

NORWELD.COM.AU